


# Welcome to Beech Class and Year 1

Your children have settled into the routines and work ethic of year one really well - coping with a full timetable of morning activities, daily maths, literacy, phonics & reading and other lessons of science, PE, geography, RE, art and PSHE. So, huge congratulations to you all.

Year 1 is an exciting year full of learning new concepts and skills that will support the children throughout their school life and beyond. At times your child will learn new concepts quickly and at other times it will take repeated exposure in order to embed a concept or learn a new aspect. The journey each child will make this year will be immense and we will value & celebrate each individual step they take along the way. Throughout their daily life at school, we will be encouraging your child to develop their independence and resilience.



**Phonics and reading are a huge part of our learning in year 1** - we want the children to both learn the 'code' (phonics) in order to segment and blend words in order to read and foster a love of books & reading by listening to and sharing a range of reading material. For your child to progress to the best of their ability this needs to be a priority for us all, and a partnership between home and school.

The children will be expected to **read** regularly (daily where possible) to both practise their reading skills and their comprehension - please support us in this. The children will be encouraged to re-read the same book a number of times to develop their awareness of vocabulary, punctuation, characters, settings and story structures and increase fluency. We record each read they do at home and Mrs Wood awards certificates for 50, 100, 150 reads.




**The year 1 phonics screening test** under current guidance will be held in June 2023 - please work with us to help develop your child's phonics skills. A good understanding of phonics leads not only to being a more confident reader, but also writer; which has a huge impact on all areas of learning in the curriculum. In the phonics pack are 'sound mats', tricky words & grapheme cards, as well as a sound families sound mat which will be very useful towards the end of the year. In class, we spend a lot of time looking at words & spotting known graphemes, segmenting and blending words - the children need this skill in order to tackle the alien words in the screening test. There is further information attached and a page of alien words included in the phonics pack.

If you need to speak to one of the year1 team, please either contact the office or e-mail: **Beech-Class@firtree.newburyacademytrust.org**

I look forward to working with you all this year, Mrs Hayton



# Year 1 Overview





# English



## Spoken Language (Key Stage 1)

- listen and respond appropriately to adults and their peers
- ask relevant questions to extend their understanding and knowledge
- use relevant strategies to build their vocabulary
- articulate and justify answers, arguments and opinions
- give well-structured descriptions, explanations and narratives for different purposes, including for expressing feelings
- maintain attention and participate actively in collaborative conversations, staying on topic and initiating and responding to comments
- use spoken language to develop understanding through speculating, hypothesising, imagining and exploring ideas
- speak audibly and fluently with an increasing command of Standard English
- participate in discussions, presentations, performances, role play, improvisations and debates
- gain, maintain and monitor the interest of the listener(s)
- consider and evaluate different viewpoints, attending to and building on the contributions of others
- select and use appropriate registers for effective communication.

## Reading: Word Reading

- apply phonic knowledge and skills as the route to decode words
- respond speedily with the correct sound to graphemes (letters or groups of letters) for all 40+ phonemes, including, where applicable, alternative sounds for graphemes
- read accurately by blending sounds in unfamiliar words containing GPCs that have been taught
- read common exception words, noting unusual correspondences between spelling and sound and where these occur in the word
- read words containing taught GPCs and -s, -es, -ing, -ed, -er and -est endings
- read other words of more than one syllable that contain taught GPCs
- read words with contractions [for example, I'm, I'll, we'll], and understand that the apostrophe represents the omitted letter(s)
- read aloud accurately books that are consistent with their developing phonic knowledge and that do not require them to use other strategies to work out words
- re-read these books to build up their fluency and confidence in word reading.

## Reading: Comprehension

Develop pleasure in reading, motivation to read, vocabulary and understanding by:

- listening to and discussing a wide range of poems, stories and non-fiction at a level beyond that at which they can read independently
- being encouraged to link what they read or hear read to their own experiences
- becoming very familiar with key stories, fairy stories and traditional tales, retelling them and considering their particular characteristics
- recognising and joining in with predictable phrases
- learning to appreciate rhymes and poems, and to recite some by heart
- discussing word meanings, linking new meanings to those already known

Understand what they read, in books they can read independently, by:

- drawing on what they already know or on background information and vocabulary provided by the teacher
- checking that the text makes sense to them as they read

- and correcting inaccurate reading
- discussing the significance of the title and events
- making inferences on the basis of what is being said and done
- predicting what might happen on the basis of what has been read so far
- participate in discussion about what is read to them, taking turns and listening to what others say
- explain clearly their understanding of what is read to them.

## Writing: Transcription

Spell:

- words containing each of the 40+ phonemes already taught
- common exception words
- the days of the week

Name the letters of the alphabet:

- naming the letters of the alphabet in order
- using letter names to distinguish between alternative spellings of the same sound

Add prefixes and suffixes:

- using the spelling rule for adding -s or -es as the plural marker for nouns and the third person singular marker for verbs
- using the prefix un-
- using -ing, -ed, -er and -est where no change is needed in the spelling of root words [for example, helping, helped, helper, eating, quicker, quickest]
- apply simple spelling rules and guidance, as listed in English Appendix 1
- write from memory simple sentences dictated by the teacher that include words using the GPCs and common exception words taught so far.

## Writing: Handwriting

- sit correctly at a table, holding a pencil comfortably and correctly
- begin to form lower-case letters in the correct direction, starting and finishing in the right place
- form capital letters
- form digits 0-9
- understand which letters belong to which handwriting 'families' (i.e. letters that are formed in similar ways) and to practise these.

## Writing: Composition

Write sentences by:

- saying out loud what they are going to write about
- composing a sentence orally before writing it
- sequencing sentences to form short narratives
- re-reading what they have written to check that it makes sense
- discuss what they have written with the teacher or other pupils
- read aloud their writing clearly enough to be heard by their peers and the teacher.


## Writing: Vocabulary, Grammar & Punctuation

Develop their understanding of the concepts set out in English Appendix 2 by:

- leaving spaces between words
- joining words and joining clauses using and
- beginning to punctuate sentences using a capital letter and a full stop, question mark or exclamation mark
- using a capital letter for names of people, places, the days of the week, and the personal pronoun 'I'
- learning the grammar for year 1 in English Appendix 2
- use the grammatical terminology in English Appendix 2 in discussing their writing.



# Maths



## Number: Number & Place Value

- count to and across 100, forwards and backwards, beginning with 0 or 1, or from any given number
- count, read and write numbers to 100 in numerals; count in multiples of twos, fives and tens
- given a number, identify one more and one less
- identify and represent numbers using objects and pictorial representations including the number line, and use the language of: equal to, more than, less than (fewer), most, least
- read and write numbers from 1 to 20 in numerals and words

## Number: Addition & Subtraction

- read, write and interpret mathematical statements involving addition (+), subtraction (−) and equals (=) signs
- represent and use number bonds and related subtraction facts within 20
- add and subtract one-digit and two-digit numbers to 20, including zero
- solve one-step problems that involve addition and subtraction, using concrete objects and pictorial representations, and missing number problems such as  $7 = - 9$ .

## Number: Multiplication & Division

- solve one-step problems involving multiplication and division, by calculating the answer using concrete objects, pictorial representations and arrays with the support of the teacher.

## Number: Fractions

- recognise, find and name a half as one of two equal parts of an object, shape or quantity
- recognise, find and name a quarter as one of four equal parts of an object, shape or quantity

## Measurement

Compare, describe and solve practical problems for:

- lengths and heights [for example, long/short, longer/shorter, tall/short, double/half]
- mass/weight [for example, heavy/light, heavier than, lighter than]
- capacity and volume [for example, full/empty, more than, less than, half, half full, quarter]
- time [for example, quicker, slower, earlier, later]
- measure and begin to record the following: lengths and heights; mass/weight; capacity and volume; time (hours, minutes, seconds)
- recognise and know the value of different denominations of coins and notes
- sequence events in chronological order using language [for example, before and after, next, first, today, yesterday, tomorrow, morning, afternoon and evening]
- recognise and use language relating to dates, including days of the week, weeks, months and years
- tell the time to the hour and half past the hour and draw the hands on a clock face to show these times

## Geometry: Properties of Shapes

Recognise and name common 2-D and 3-D shapes, including:

- 2-D shapes [for example, rectangles (including squares), circles and triangles]
- 3-D shapes [for example, cuboids (including cubes), pyramids and spheres]

## Geometry: Position & Direction

- describe position, direction and movement, including whole, half, quarter and three-quarter turns.

# Science



## Working Scientifically (Key Stage 1)

During years 1 and 2, pupils should be taught to use the following practical scientific methods, processes and skills through the teaching of the programme of study content:

- asking simple questions and recognising that they can be answered in different ways
- observing closely, using simple equipment
- performing simple tests
- identifying and classifying
- using their observations and ideas to suggest answers to questions
- gathering and recording data to help in answering questions.

## Plants

- identify and name a variety of common wild and garden plants, including deciduous and evergreen trees
- identify and describe the basic structure of a variety of common flowering plants, including trees.

## Animals (including humans)

- identify and name a variety of common animals including fish, amphibians, reptiles, birds and mammals
- identify and name a variety of common animals that are carnivores, herbivores and omnivores
- describe and compare the structure of a variety of common animals (fish, amphibians, reptiles, birds and mammals, including pets)
- identify, name, draw and label the basic parts of the human body and say which part of the body is associated with each sense.

## Everyday Materials

- distinguish between an object and the material from which it is made
- identify and name a variety of everyday materials, including wood, plastic, glass, metal, water, and rock
- describe the simple physical properties of a variety of everyday materials
- compare and group together a variety of everyday materials on the basis of their simple physical properties.

## Seasonal Changes

- observe changes across the four seasons
- and describe weather associated with the seasons and how day length varies.

# Art & Design



## Key Stage 1

- to use a range of materials creatively to design and make products
- to use drawing, painting and sculpture to develop and share their ideas, experiences and imagination
- to develop a wide range of art and design techniques in using colour, pattern, texture, line, shape, form and space
- about the work of a range of artists, craft makers and designers, describing the differences and similarities between different practices and disciplines, and making links to their own work.



# History



## Key Stage 1

Pupils should develop an awareness of the past, using common words and phrases relating to the passing of time. They should know where the people and events they study fit within a chronological framework and identify similarities and differences between ways of life in different periods. They should use a wide vocabulary of everyday historical terms. They should ask and answer questions, choosing and using parts of stories and other sources to show that they know and understand key features of events. They should understand some of the ways in which we find out about the past and identify different ways in which it is represented.

- changes within living memory. Where appropriate, these should be used to reveal aspects of change in national life
- events beyond living memory that are significant nationally or globally [for example, the Great Fire of London, the first aeroplane flight or events commemorated through festivals or anniversaries]
- the lives of significant individuals in the past who have contributed to national and international achievements. Some should be used to compare aspects of life in different periods [for example, Elizabeth I and Queen Victoria, Christopher Columbus and Neil Armstrong, William Caxton and Tim Berners-Lee, Pieter Bruegel the Elder and LS Lowry, Rosa Parks and Emily Davison, Mary Seacole and/or Florence Nightingale and Edith Cavell]
- significant historical events, people and places in their own locality

# Geography



## Key Stage 1

### Locational knowledge

- name and locate the world's seven continents and five oceans
- name, locate and identify characteristics of the four countries and capital cities of the United Kingdom and its surrounding seas

### Place knowledge

- understand geographical similarities and differences through studying the human and physical geography of a small area of the United Kingdom, and of a small area in a contrasting non-European country

### Human and physical geography

- identify seasonal and daily weather patterns in the United Kingdom and the location of hot and cold areas of the world in relation to the Equator and the North and South Poles
- use basic geographical vocabulary to refer to:
- key physical features, including: beach, cliff, coast, forest, hill, mountain, sea, ocean, river, soil, valley, vegetation, season and weather
- key human features, including: city, town, village, factory, farm, house, office, port, harbour and shop

### Geographical skills and fieldwork

- use world maps, atlases and globes to identify the United Kingdom and its countries, as well as the countries, continents and oceans studied at this key stage
- use simple compass directions (North, South, East and West) and locational and directional language [for example, near and far; left and right], to describe the location of features and routes on a map
- use aerial photographs and plan perspectives to recognise landmarks and basic human and physical features; devise a simple map; and use and construct basic symbols in a key
- use simple fieldwork and observational skills to study the geography of their school and its grounds and the key human and physical features of its surrounding environment.

# Physical Education



## Key Stage 1

- master basic movements including running, jumping, throwing and catching, as well as developing balance, agility and co-ordination, and begin to apply these in a range of activities
- participate in team games, developing simple tactics for attacking and defending
- perform dances using simple movement patterns.

### Swimming & Water Safety

All schools must provide swimming instruction either in KS1 or KS2.

- swim competently, confidently and proficiently over a distance of at least 25 metres
- use a range of strokes effectively [for example, front crawl, backstroke and breaststroke]
- perform safe self-rescue in different water-based situations.

# Computing



## Key Stage 1

- understand what algorithms are; how they are implemented as programs on digital devices; and that programs execute by following precise and unambiguous instructions
- create and debug simple programs
- use logical reasoning to predict the behaviour of simple programs
- use technology purposefully to create, organise, store, manipulate and retrieve digital content
- recognise common uses of information technology beyond school
- use technology safely and respectfully, keeping personal information private; identify where to go for help and support when they have concerns about content or contact on the internet or other online technologies.



# Design & Technology



## Key Stage 1

### Design

- design purposeful, functional, appealing products for themselves and other users based on design criteria
- generate, develop, model and communicate their ideas through talking, drawing, templates, mock-ups and, where appropriate, information and communication technology

### Make

- select from and use a range of tools and equipment to perform practical tasks [for example, cutting, shaping, joining and finishing]

- select from and use a wide range of materials and components, including construction materials, textiles and ingredients, according to their characteristics

### Evaluate

- explore and evaluate a range of existing products
- evaluate their ideas and products against design criteria

### Technical knowledge

- build structures, exploring how they can be made stronger, stiffer and more stable
- explore and use mechanisms [for example, levers, sliders, wheels and axles], in their products.

### Cooking and nutrition

- use the basic principles of a healthy and varied diet to prepare dishes
- understand where food comes from.

# Music



## Key Stage 1

- use their voices expressively and creatively by singing songs and speaking chants and rhymes
- play tuned and detuned instruments musically
- listen with concentration and understanding to a range of high-quality live and recorded music
- experiment with, create, select and combine sounds using the inter-related dimensions of music.

